






## Global Drawing Network



Smartirack : Your Interactive Asset Information Centre  
Mechanical Engineering Design and Drafting  
Offshore Manufacturing Support  
3D Rendering and Animation



SmartTrack's innovative software, is all to do with sharing information efficiently amongst engineering, manufacturing, suppliers and other relevant parties.

© 2017-2019  
Global Drawing Network Co., Ltd. All Rights Reserved

## Why SmartTrack ?

### • What it does

- SmartTrack is an interactive asset management centre that captures information about products, parts and their components;
- Enables that information to be shared with authorised groups connected with those products, such as engineers, manufacturers and suppliers;
- An exciting feature is that SmartTrack integrates with Autodesk Inventor. Products can be accessed in the SmartTrack's database and then opened and updated in Autodesk Inventor;
- An update of any component in a product, automatically updates it and its component parts in the SmartTrack database;
- Enables the automatic creation of an Interactive Bill of Materials (IBOM) and SmartTrack updates this information in real time.

### • Increase efficiency

- Innovative Software that uses technology to share engineering design information and verify part/product information;
- SmartTrack's data sharing is controlled with access rights.

### • Improve manufacturing accessibility to latest and correct information

- Designed to improve document control flow of your company's data to manufacturers, suppliers, customers, spare parts and service technicians;
- Integrates with Autodesk Inventor.

### • Cost and time savings with easy user interface

- Administration time is reduced by providing a more efficient method of communication and distribution of information and files;
- 24/7 real time anywhere anytime from any internet-connected device – phone, tablet or computer;
- Multi-lingual interface.



Engineering



Purchasing / Manufacturing



Marketing / Sales



Dealers



Spare part / Services



Customers

# SmartTrack

## Your Interactive Asset Information Centre

### Interactive:

Innovative that captures engineering CAD design information in real time, then shares with authorised users, giving additional functionality and integration. For example, Interactive Bill of Materials and Parts Books: Interaction is multi-directional and, if required, multi-lingual (a valuable tool in offshore manufacturing and distribution).

### Asset:

Make informed decisions with your products, parts and documentation using current engineering asset information easily accessible 24/7. Customisable additional information supported.

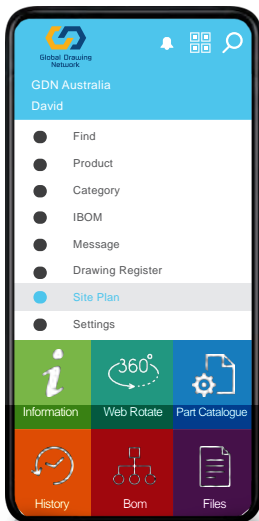
### Information:

CAD engineering department keeps their master files up to date with Autodesk Inventor integration, capturing and updating information as you edit. Updated files are accessible to all authorised users in real time 24/7.

### Centre:

SmartTrack's Interactive Asset Information Centre provides a centralised, secure, scalable, highly accessible web portal for engineering documentation and files.

## Key Features



### Information

Part or Product Information that is released is displayed live. The current version is shown, with description, status etc.



### Web Rotate

Supports the inclusion of 360° Web animation, with hot spots for additional text or images etc.



### Parts Catalogue

3D graphical parts catalogue with content information and file access. Autodesk Inventor integration reflects current engineering versions.



### Search

By description, Part Number, QR Code, Category or Product.



### History

Previous history available with PDF and images.



### BOM

Autodesk Inventor integration enables the current BOM version to be accessed in real time.



### IBOM

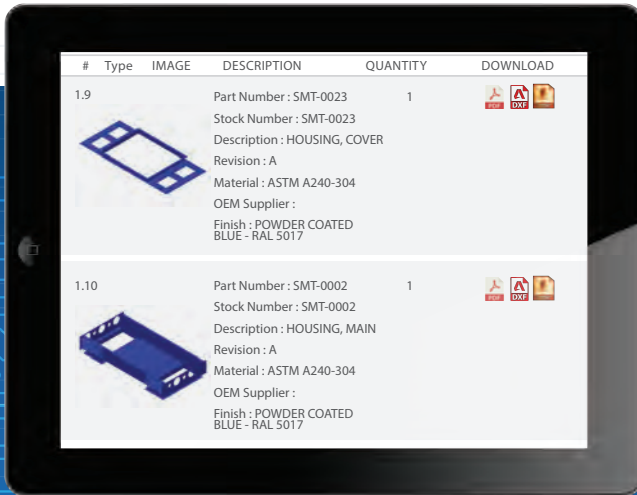
Bom is given extra flexibility and features so purchasing can interact and send Request for Quoting (RFQ).



### Files

Pdf, Dxf, Stp, Xlsx and other CAD files can be easily shared to authorised users.

# Interactive Bill Of Material



A BOM (Bill of Material) is a list of all components either manufactured parts, purchased or raw material needed to build a part or product.


SmartTrack's IBOM (Interactive Bill of Material) automatically creates the BOM and then interactively updates information about a Product, as it is changed. All authorised members of the group connected with the product or any component are then notified about the change in real time.

This innovative approach avoids cost and manufacturing mistakes because members of the authorised group now can access an up to date BOM that is accurate and with the latest associated files, including CAD files attached.

## Other features

- SmartTrack is integrated with Autodesk Inventor. All documents including CAD files are in the one place and can be accessed quickly and easily, saving valuable time and money;
- Suppliers have access to the latest current associated files;
- Purchasing department's additional connectivity for RFQ;
  - Selects supplier connections with authorised access levels;
  - Deliveries to more than 1 supplier;
  - Visibility to any line entry in the IBOM can be turn off;
  - All referenced files are automatically attached;
  - Quantity and batch delivery options;
  - Delivery address;
  - Finish selection.
- Cloud based data centres with data protection;
- Files supported, PDF, Excel, and various CAD files;
- 7 user levels of access controlled by the owner, are available to users;
- Cad Integration, Autodesk Inventor with SolidWorks and other CAD applications under development;
- Webpage and smartphone interface;
- Document control transmittal support;
- Latest information by default with historical reference;
- Customised user interface.

# Interactive Parts Catalogue



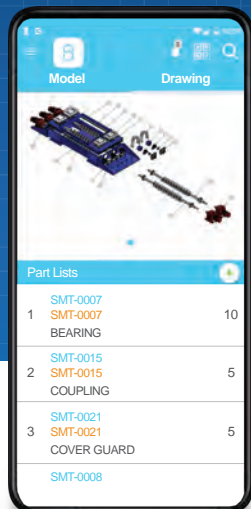
SmartTrack's Interactive Parts Book is a 3D interactive online illustrated Parts Catalogue.

It uses graphical images and an interactive user interface so authorised users can access current information on all parts.

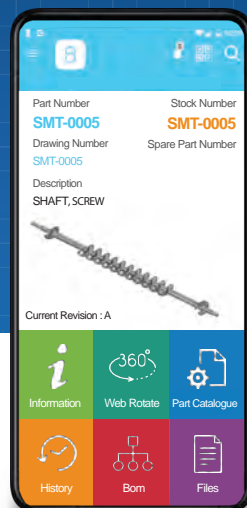
Autodesk Inventor integration allows real time 24/7 access to all authorised users.

Easy user interface saves times and delivers an effective identification of part information for assembly, service and repair operations.

Part selection  
menu panel



Information  
menu panel





## Mechanical Engineering Design and Drafting

We have over 30 years' experience in mechanical design and drafting and having had the opportunity to work on projects and gain knowledge in industries such as mining, automotive, construction, maritime and heavy equipment.

Our expertise addresses the following using both Autodesk Inventor and Dassault Systemes Solidworks.

## Mechanical Design and Drafting

- Conceptual design;
- 3D modelling and detailing;
- Product design and development;
- Legacy data migration;
- Reverse engineering;
- Rapid prototyping;
- Product support;
- Parts catalogues and other Technical publications.



## Engineering Services

Our engineering analysis services address various issues related to product design, development and manufacturing, including:

- Finite element meshing;
- Structural analysis;
- Computational fluid dynamics;
- Dynamic analysis;
- Thermal analysis;
- Fatigue estimation;
- Process simulation;
- Mechanism simulation.

## CAD Customisation: Autodesk Inventor and AutoCAD

Cad customisation programming to improve productivity, control the quality and consistency of your drawings. We have many years of customisation experience in striving for consistency in the production of quality drawings.

- API, Application programming interface;
- Reduce repetitive user interaction;
- Create custom user interface;
- Automate parametric modelling;
- Maintain consistent drawing layouts;
- Capture and reformat internal data.

## Offshore Manufacturing Support

We have project managed products / components with manufacturing companies in Thailand, Vietnam, China and India.

Services can include site visits to other office locations to assist in design and drafting.

Source suppliers to assist in prototype or production of products.

Provide technical instructions in English, Thai, Mandarin or Cantonese as required.

Assist with project managing or quality assurance procedures.



## 3D Rendering and Animation

Our graphics team has a wide range of experience using Autodesk 3D Max, Maya and Adobe Indesign and Photoshop.

Mechanical assemblies or components, Architectural presentations for animations and high-quality printing. Our expertise addresses the following.

- 3D Rendering and Animation;
- 360 Interactive Presentation;
- 3D design models, 360° Web Rotation;
- Including graphic designs and website.



# Our Passion

To become a valued and reliable long-term partner for product development and design while delivering a cost saving.

Innovation, to develop software applications that extend the design and delivery into other media using technology.

## Why Choose Us ?

- 30 Years' experience in design and drafting in a wide range of manufacturing industries.
- Cost savings with a strong team located in 3 locations, Australia, Thailand and India.
- SmartTrack's innovative approach to share engineering design information efficiently to all authorised users.
- Customer focused, reliable with exceptional service.

## Customers We Have Worked With



## Contact GDN

Australia : P.O. Box 268 Sunnybank Brisbane Queensland 4109.

Thailand : 201/87 M.5 T.Pakkret A. Pakkret Nonthaburi 11120.

India : 115 Dodda Banaswadi Main Rd Vijaya Bank Colony  
Banasawadi Bengaluru Karnataka 560043.

✉ : [sales@gdncompany.com](mailto:sales@gdncompany.com)

🌐 : [www.globaldrawingnetwork.com](http://www.globaldrawingnetwork.com)

📞 : +61 (0) 447 555 000  
+61 (0) 730 779 633

Brochure designed by the GDN Group

